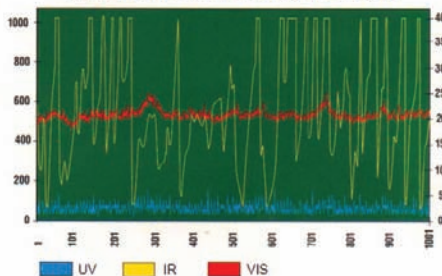


Applications Include

- ✓ Petrochemical Facilities and Refineries
- ✓ Aircraft Hangars
- ✓ Gas Turbines and Power Stations
- ✓ Silane gas storage



Tri-Mode Plot Shown on Computer Display



Operation

The SS4-A operates from standard 24-Volt DC power and interfaces to approved fire alarm panels or card controllers. When power is applied, a self-test is performed and the fault relay resets to show no faults. The detector then begins searching for the radiant energy patterns of a fire. The front LEDs light momentarily every ten seconds to indicate power is on.

The continuous spectral data stream of information from the sensor array is analysed by the microcomputer. The microcomputer compares the data with fire signature and false alarm models. When the data from the sensor array matches a fire signal model within certain parameters, the detector declares an alarm. Upon alarm, the detector activates the alarm relay and stores all of the pre-fire spectral data from the sensor array in non-volatile memory for retrieval and evaluation.

Features

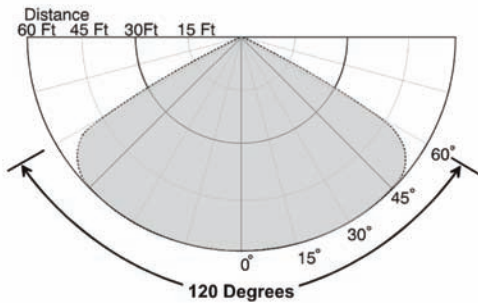
- ✓ Multi Spectrum™: Senses ultraviolet, visible and infrared bands
- ✓ Built in test for optical "through the lens" testing
- ✓ Detects hydrocarbon and non-hydrocarbon based fires
- ✓ Wide field of view and solar blind
- ✓ Microcomputer based algorithms
- ✓ Wide temperature range of operation
- ✓ Explosion proof housing
- ✓ Proven in world wide applications
- ✓ Adjustable detector sensitivity
- ✓ False alarm immunity
- ✓ Compatible with standard approved fire alarm panels

The model SS4-A represents the world's pre-eminent UV/IR technology for Electro-Optical Flame Detectors with thousands successfully operating in a multitude of installations worldwide.

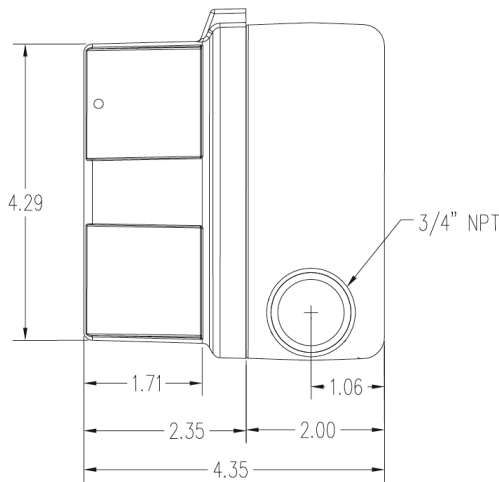
This Multi-Spectrum Detector senses radiant energy in the ultraviolet (UV), visible and Wide Band Infrared (IR) spectrum. The radiant energy from all types of fires will alert the detector to their presence.

The field of view is the widest in the industry with a 120° cone of vision. This means each detector can cover more hazard area. The greater sensitivity also increases the volume covered by each detector, up to 4 x more than other detectors. Using sophisticated microcomputer signal processing algorithms with the complete spectrum information, virtual immunity to false alarms from arc welding, corona discharge and other common UV sources is achieved.

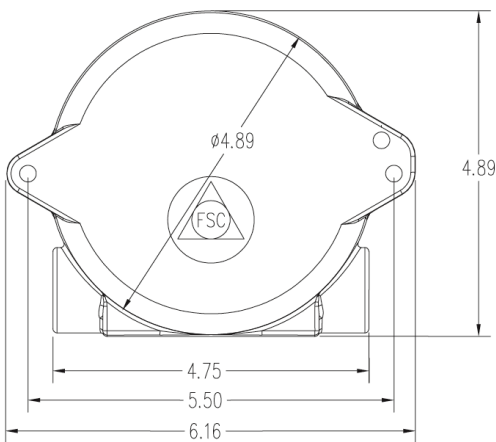
MAXIMUM SENSITIVITY



Field of view, horizontal and vertical



Model SS4-A - Side View



Model SS4-A - Back View

All dimensions in inches. This specification subject to change without prior notice

Sensitivity:	Adjustable between 60ft., 45ft., 30ft., & 15ft. to a 1 sq. ft. gasoline fire
Speed of Response:	2-5 seconds to 1 sq. ft. gasoline fire at 60 ft
Field of view:	120° cone of vision
Spectral sensitivity:	Ultraviolet: 185 to 260 nanometers Infrared: 0.7 to 3.5 nanometers Visible: 400 to 700 nanometers
Input power:	24V DC nominal (20.5 to 34V DC)
Power Consumption:	68mA normal operation, relay version 75mA alarm condition, relay version 88mA alarm condition, analogue version
Relay Outputs :	Fire Alarm relay: N.O. & N.C. contacts Latching/Non-Latching, switch selectable Fire Verify relay: N.O. & N.C. contacts Adjustable time form 0 to 30 seconds Fault relay: N.O. & N.C. contacts Relay contact ratings: 0.5A at 120V AC, 1.0A at 24V DC Fault relay is energised during normal operation. All other relays are de-energised.
Temperature Range:	Operation: -40°C to +85°C
Humidity:	10 to 90% RH, non-condensing
Physical data :	Weight: 3.8lb (approx)
Housing:	Copper free aluminium (less than 0.4%) with powder coated finish. Explosion Proof: Class I, Div. 1 & 2 Groups B, C, & D Class II, Div. 1 & 2, Groups E, F, & G Class III NEMA 3, 4 weather proof, tamper resistant dual 3/4" NPT conduit openings
Warranty:	One year from shipping date.